








## Loading Files On Dropbox

Once you've signed in click the small icon with the piece of paper and the arrow on it.

 Dropbox



Name ▲	Kind
 Dropbox	folder
 Photos	folder
 Public	folder
 Getting Started.pdf	document pdf


 Upload to 'Dropbox'

Choose files to upload to the folder 'Dropbox'. You can select more than one file at a time.






Having problems? Try the [basic uploader](#).

Choose files

Choose a file that you really don't want to lose. And if you have more you want to save then choose them, but you can only go one at a time.

 Dropbox

     Search Dropbox

60's Project 1.pptx				Share link	Download	Delete	Rename	Move	More ▼	102.1 KB
	Dropbox	folder	--							
	Photos	folder	--							
	Public	folder	--							
	60's Project 1.pptx	document pptx	0 secs ago							
	Getting Started.pdf	document pdf	9/21/2012 1:33 PM							

Once you save it you can download it and add on to it and then save it again, you can rename it, move it, and share it which I will get to in my other document.